



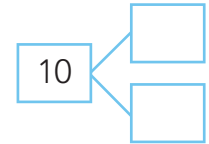
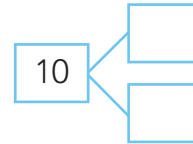
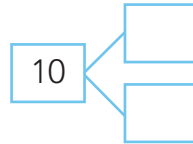
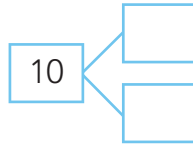
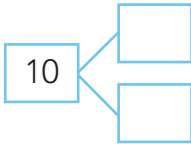
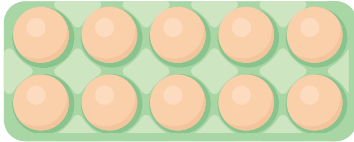
Les 6



Lessen

1

splits 10.



ga naar

les 6

oefening 2



## Les 11



Lessen

1

**waar zie je hetzelfde?**

welke blijft over?

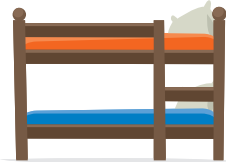
teken dat van opzij.



•



•




•



•



•



•



•



•



•



•



•



•




•



•



•



•

**2****wat zie je?**



# Kijk terug

wie ziet wat?

